

First week (April 6-8)

Dear KG2 parents,

You will hereby find the KG2 agenda for this coming week. And until we meet again on the school premises, stay safe.

- Day 1

Check out this video about the letter Jj: <https://youtu.be/8wNIYNyG37g>

Practice book page 214 (Phonics/coloring)

Check out this video about the number 8: <https://youtu.be/kdzD8Z2Ip6A>

Do the worksheet #6

- Day 2:

Watch the letter Jj video: <https://youtu.be/6KXX6fCKWes>

Practice book page 216 (Phonics/writing the letter sound)

HFW: have

Check out this video to watch the sight word “have”:

<https://www.youtube.com/watch?v=53ySmRKu3PY>

- Day 3:

Watch this video to learn how to write letter J: <https://youtu.be/4hmTW7rftKM>

Handwriting: do practice book page 222 no. 1 and 2 (Letter Jj)


Check out this Easter story video: https://www.youtube.com/watch?v=bkNTU_Vv5Ew

Religion book pages 56-57

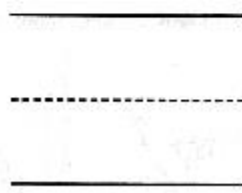


Name _____


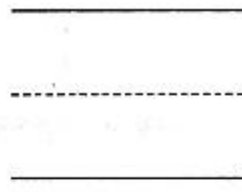
1.




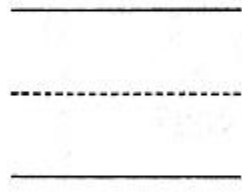
2.



3.



4.



Phonics: /j/

Say the name of each picture. Write the letter *j* next to each picture whose name begins with the /j/ sound.



Name _____



Phonemic Awareness: /j/

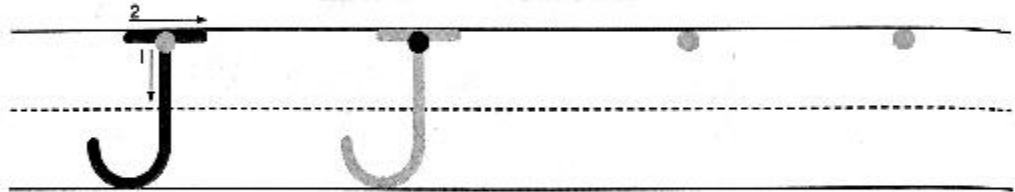
Say the name of each picture. Put a marker on each picture if its name begins with the /j/ sound.



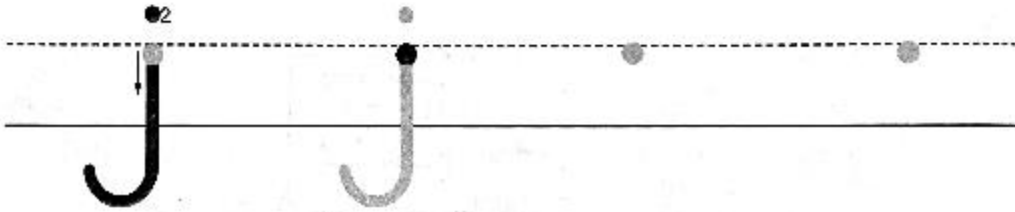
Name _____



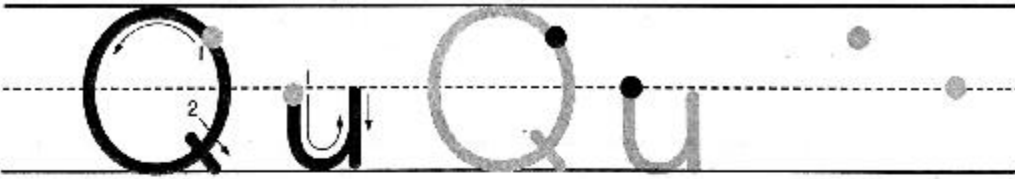
1.



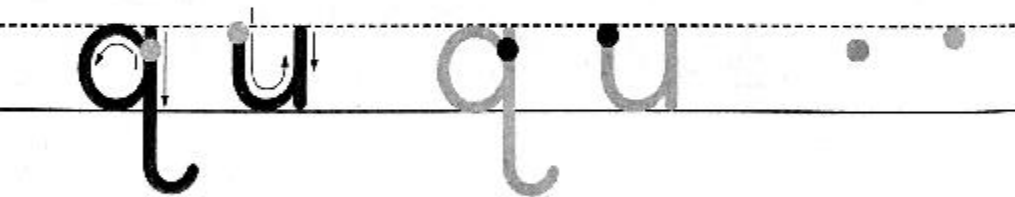
2.



3.



4.



Handwriting: *Jj, Qu, qu*

Trace and write each capital letter *J* and each lowercase letter *j*.
Then trace and write the letters *Qu* and the letters *qu*.

Name: _____

Class: KG2 _____

Date: April _____, 2020

Teacher: Mrs. Zalfa, Setrida, Dolly,
Juliet

Subject: Mathematics


Content: Number 8

Classwork Sheet # 6

Trace number 8.




Count and color 8 flowers.



Easter Time



I color the Resurrection of Jesus
Christ.



Chers parents des KG2

Vous trouvez ci-jointe, l'agenda du FLE de la semaine du 6 avril au 8 avril. Merci de la consulter.

- **Langage oral** : Les animaux sauvages.

<https://www.youtube.com/watch?v=9QZxtC07HiY>

- **Conte** : Mowgli et Baloo.

https://www.youtube.com/watch?v=Sa8SaZ_rWZs

- **Chant** : Le crocodile

<https://www.youtube.com/watch?v=1T9b0cax6s4>

- **Phonétique** : découverte du son « u »

https://www.youtube.com/watch?v=mbr5yFb_qW0

- **Fiche de travail** : la lettre « u »

Prénom: _____

Date: _____ Avril _____



Consigne : j'entoure la lettre « u » dans plusieurs graphies.

Objectif : identifier une lettre parmi d'autres dans plusieurs graphies.



lune



NUAGE




voiture



lutin



flûte



TORTUE

أجندة اللّغة العربيّة لصفوف الرّوضة الثّانية:

- قصّة البطة القبيحة

الرّجاء مشاهدة الرّابط التّالي:

<https://youtu.be/w0NMPI-YJuo>

- أغنية : طيري طيري يا عصفورة

الرّجاء مشاهدة الرّابط التّالي:

<https://youtu.be/7KjeCzFuUGI>

- أتعرف : الرّقم " ه " وأطبّق ما على القسائم:

الرّجاء مشاهدة الرّوابط التّالية:

<https://www.youtube.com/watch?v=GMf91ZncyfA>

<https://www.youtube.com/watch?v=a86YeJn31Sc>


<https://www.youtube.com/watch?v=v2ddLAj4d2M>



الرّوضة الثّانية



أحيط خمس بطّات.



أكتب الرّقم "٥".



الرّوضة الثّانية

الإسم و الشّهرة:

التّاريخ: نيسان ٢٠٢٠



المدرسة
الأنطونية
الدولية



ألون الرّقم خَمسة.

